


STEP-BY-STEP GUIDE TO GETTING TO ANGUILLA + FRANGIPANI BEACH RESORT

Let us help guide you through
– travel during COVID –



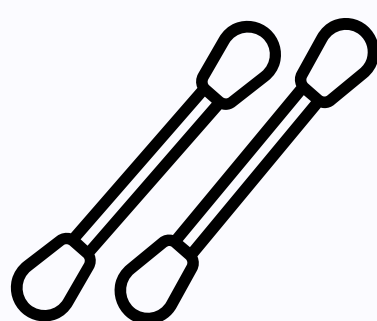
1 BOOK YOUR TRIP

Chat with our reservations team about the dates that interest you! Our team is excited to welcome you to Anguilla!




2 APPLY ONLINE

Head to <https://ivisitanguilla.com/> to apply for your entry to the island! This will initiate a dialogue between you and an island liaison to gather the required details to get you approved for travel.



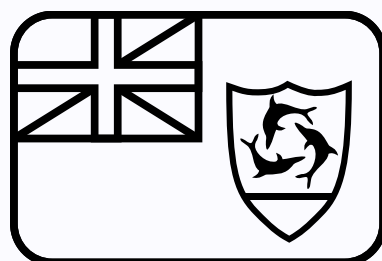
3 GET YOUR RT-PCR TEST

Anguilla requires a negative rt-PCR test taken 3 - 5 days prior to travel. Once your test results are in, you'll submit them to your liaison for approval. A fee is in effect for travel to the island based on your group size. This fee covers two tests during your stay: your test upon arrival, and a test on day 4.



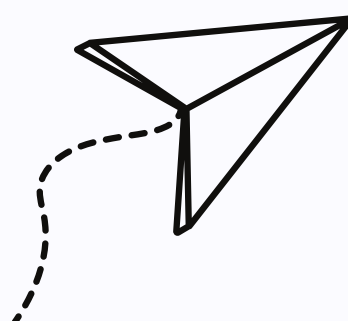
4 TRAVEL CERTIFICATE

Once your negative tests are submitted, you'll receive a travel certificate for travel to Anguilla! Please note that if you're traveling via St. Maarten you must apply for transit through there as well via <https://stmaartenehas.com/>.



5 JOIN US IN ANGUILLA!

Arrive in Anguilla! You'll get tested upon arrival to the island. After getting your negative result from that test you'll be free to enjoy the island's activities!



6 GET AN EXIT TEST

If you're staying for fewer than 7 days you'll have your exit test included as part of your application fee - we'll help coordinate that timing! If you're staying for longer, we can schedule an appointment at Hughes Medical Center for a PCR or rapid test (prices vary) - results are provided in about 24 hours.